


# Cabrestantes Eléctricos de Arrastre

## Electric Winches



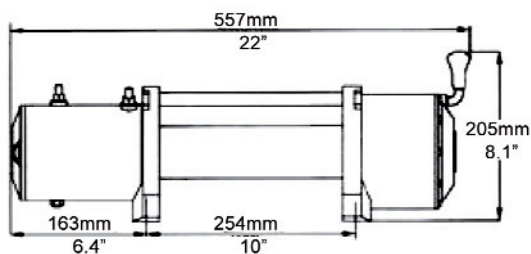
**EW8500**  
3850 Kg



**Motor / Motor** 12V.DC  
**Código / Code** 907224


**Incluye / Includes:**  
Guía de rodillos / Roller guide  
Cable con gancho / Rope with hook  
Mando de cable / Cable control

Fig. 1.3



<b>Tiro Máx./</b> Rated line pull	<b>3850 kg</b>
<b>Potencia Motor /</b> Motor power	<b>5.5 C.V.</b>
<b>Sistema de engranajes /</b> Gearing	<b>Planetarios / Planetary Gears</b>
<b>Relación /</b> Gear ratio	<b>173:1</b>
<b>Freno/</b> Braking	
<b>Cable /</b> Wire rope (mm)	<b>Ø8x28m</b>
<b>Tambor</b>	<b>Ø(mm)</b>
<b>Drum</b>	<b>Largo / length (mm)</b>
	<b>64</b>
	<b>224</b>
<b>Peso /</b> Weight (Kg)	<b>36.5</b>
<b>Tiro /</b> Pull (Kg)	<b>Velocidad /</b> Speed (m/min)
	<b>Motor /</b> Motor (A)
0	11.4
3850	2.2
	70
	425

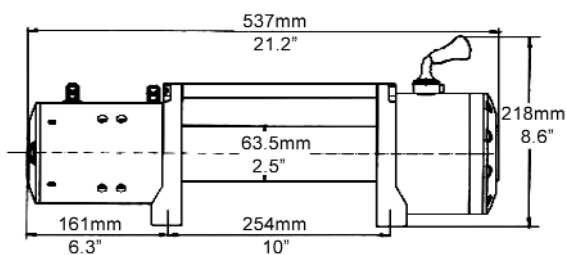
**EW9500**  
4300 Kg



**Motor / Motor** 24V.DC  
**Código / Code** 907324i

**Incluye / Includes:**  
Guía de rodillos / Roller guide  
Cable con gancho / Rope with hook  
Mando de cable / Cable control

Fig. 1.4



<b>Tiro Máx./</b> Rated line pull	<b>4300 kg</b>
<b>Potencia Motor /</b> Motor power	<b>5.5 C.V.</b>
<b>Sistema de engranajes /</b> Gearing	<b>Planetarios / Planetary Gears</b>
<b>Relación /</b> Gear ratio	<b>218:1</b>
<b>Freno/</b> Braking	<b>Automático / Automatic</b>
<b>Cable /</b> Wire rope (mm)	<b>Ø8x28m</b>
<b>Tambor</b>	<b>Ø(mm)</b>
<b>Drum</b>	<b>Largo / length (mm)</b>
	<b>64</b>
	<b>224</b>
<b>Peso /</b> Weight (Kg)	<b>42.5</b>
<b>Tiro /</b> Pull (Kg)	<b>Velocidad /</b> Speed (m/min)
	<b>Motor /</b> Motor (A)
0	9
	7